



January 8, 2015

Corporate Relationship Department,
The Bombay Stock Exchange
1st Floor, New Trading Ring,
Rotunda Building,
P J Towers, Dalal Street,
Fort, Mumbai – 400 001.

Dear Sirs,

Sub: Compliance of Clause 35 of the Listing Agreement-Quarterly Shareholding Pattern

Ref: AUNDE INDIA LIMITED (STOCK CODE: 532459)

Pursuant to Clause 35 of the Listing Agreement, we are enclosing herewith the shareholding pattern of the Company for the quarter ended 31st December 2014.

Kindly take the same on record.

Thanking you,

Yours faithfully,
For AUNDE India Limited

(Reema Mathias)
Company Secretary



Encl: A/a.



Name of the Company: AUNDE India Limited			
Scrip Code, Name of the scrip, class of security: 532459			
Quarter ended: 31st December 2014			
Partly paid-up shares:-			
	No. of partly paid-up shares	As a % of total no. of partly paid-up shares	As a % of total no. of shares of the company
Held by promoter/promoter group	0	0	0
Held by public	0	0	0
Total - D	0	0	0
Outstanding convertible securities:-			
	No. of outstanding securities	As a % of total no. of outstanding convertible securities	As a % of total no. of shares of the company, assuming full conversion of the convertible securities
Held by promoter/promoter group	0	0	0
Held by public	0	0	0
Total - E	0	0	0
Warrants:-			
	No. of warrants	As a % of total no. of warrants	As a % of total no. of shares of the company, assuming full conversion of warrants
Held by promoter/promoter group	0	0	0
Held by public	0	0	0
Total - F	0	0	0
Total paid-up capital of the company, assuming full conversion of warrants and convertible securities			
	10723207	0	0






Statement Showing Shareholding Pattern								
Category code	Category of Shareholder	Number of Shareholders	Table (I)(a)		Total shareholding as a percentage of total number of shares		Shares Pledged or otherwise encumbered	
			Total number of shares	Number of shares held in dematerialized form	As a percentage of (A+B) ¹	As a percentage of (A+B+C)	Number of shares	As a percentage
(I)	(II)	(III)	(IV)	(V)	(VI)	(VII)	(VIII)	(IX)
(A)	Shareholding of Promoter and							
1	Indian							
(a)	Individuals/ Hindu Undivided Family	6	1287200	1287200	12.00	12.00	0	0.00
(b)	Central Government/ State Government(s)	0	0	0	0.00	0.00	0	0.00
(c)	Bodies Corporate	5	2124000	2124000	19.81	19.81	0	0.00
(d)	Financial Institutions/ Banks							
(e)	Any Others(Specify)							
(e-i)								
	Sub Total(A)(1)	11	3411200	3411200	31.81	31.81	0	0.00
2	Foreign							
a	Individuals (Non-Residents Individuals/ Foreign Individuals)							
b	Bodies Corporate	1	4591200	0	42.82	42.82	0	0.00
c	Institutions							
d	Any Others(Specify)							
d-i								
	Sub Total(A)(2)	1	4591200	0	42.82	42.82	0	0.00
	Total Shareholding of Promoter and Promoter Group (A)= (A)(1)+(A)(2)	12	8002400	3411200	74.63	74.63	0	0.00
(B)	Public shareholding							
1	Institutions							
(a)	Mutual Funds/ UTI	1	150	150	0.00	0.00	0	0.00
(b)	Financial Institutions/ Banks	1	150	150	0.00	0.00	0	0.00
(c)	Central Government/ State Government(s)							
(d)	Venture Capital Funds							
(e)	Insurance Companies							
(f)	Foreign Institutional Investors							
(g)	Foreign Venture Capital Investors							
(h)	Any Other (specify)							
(h-i)								
	Sub-Total (B)(1)	2	300	300	0.00	0.00	0	0.00
B 2	Non-institutions							
(a)	Bodies Corporate	65	1705962	1522681	15.91	15.91	0	0.00
(b)	Individuals							
I	Individuals -i. Individual shareholders holding nominal share capital up to Rs 1 lakh	1622	594892	425339	5.55	5.55	0	0.00
II	ii. Individual shareholders holding nominal share capital in excess of Rs. 1 lakh.	9	416209	307459	3.88	3.88	0	0.00
(c)	Any Other Clearing member	4	3244	3244	0.03	0.03	0	0.00
(c-i)	NRI	1	200	200	0.00	0.00		
	Sub-Total (B)(2)	1701	2720507	2258923	25.37	25.37	0	0.00
(B)	Total Public Shareholding (B)= (B)(1)+(B)(2)	1703	2720807	2259223	25.37	25.37	0	0.00
	TOTAL (A)+(B)	1715	10723207	5670423	100.00	100.00	0	0.00
(C)	Shares held by Custodians and against which Depository Receipts have been issued							
1	Promoter and Promoter Group	0	0	0	0	0.00	0	0.00
2	Public	0	0	0	0	0.00	0	0.00
	Sub-Total (C)	0	0	0	0	0	0	0.00
	GRAND TOTAL (A)+(B)+(C)	1715	10723207	5670423	100.00	100.00	0	0.00





Sr.No	Notes
1	
2	
3	
4	N.A.
5	
6	
7	
8	
9	






(I)(b) Statement showing holding of securities (including shares, warrants, convertible securities) of persons belonging to the category "Promoter and Promoter Group"

Sr. No.	Name of the shareholder	Details of Shares held		Encumbered shares (*)			Details of warrants		Details of convertible securities		Total shares (including underlying shares assuming full conversion of warrants and convertible securities) as a % of diluted share capital
		Number of shares held	As a % of grand total (A)+(B)+(C)	No.	As a percentage	As a % of grand total (A)+(B)+(C) of sub-clause (I)(a)	Number of warrants held	As a % total number of warrants of the same class	Number of convertible securities held	As a % total number of convertible securities of the same class	
(i)	(ii)	(iii)	(iv)	(v)	(vi)	(vii)	(viii)	(ix)	(x)	(xi)	(xii)
1	Ajay Anand	565251	5.27	0	0.00	0.00	0	0	0	0	5.27
2	Rashmi Anand	213750	1.99	0	0.00	0.00	0	0	0	0	1.99
3	Ajay Anand (HUF)	435000	4.06	0	0.00	0.00	0	0	0	0	4.06
4	Anadry Investments P Ltd	5700	0.05	0	0.00	0.00	0	0	0	0	0.05
5	Hemambar Investments P Ltd	315300	2.94	0	0.00	0.00	0	0	0	0	2.94
6	Instyle Investments P Ltd	1435500	13.39	0	0.00	0.00	0	0	0	0	13.39
7	Joint Producers P Ltd	315000	2.94	0	0.00	0.00	0	0	0	0	2.94
8	Mamata Finvest P Ltd	52500	0.49	0	0.00	0.00	0	0	0	0	0.49
9	Rohina Anand	1249	0.01	0	0.00	0.00	0	0	0	0	0.01
10	Vishnu Anand	1000	0.01	0	0.00	0.00	0	0	0	0	0.01
11	Sanjay Anand	70950	0.66	0	0.00	0.00	0	0	0	0	0.66
12	AUNDE Achter & Ebels GMBH	4591200	42.82	0	0.00	0.00	0	0	0	0	42.82
TOTAL		8002400	74.63	0	0.00	0.00	0	0	0	0	74.63


(*) The term "encumbrance" has the same meaning as assigned to it in regulation 28(3) of the SAST Regulations, 2011





(I)(c)(i) Statement showing holding of securities (including shares, warrants, convertible securities) of persons belonging to the category "Public" and holding more than 1% of the total number of shares


Sr. No.	Name of the shareholder	Number of shares held	Shares as a percentage of total number of shares {i.e., Grand Total (A)+(B)+(C) indicated in Statement at para (I)(a) above}	Details of warrants		Details of convertible securities		Total shares (including underlying shares assuming full conversion of warrants and convertible securities) as a % of diluted share capital
				Number of warrants held	As a % total number of warrants of the same class	Number of convertible securities held	% w.r.t total number of convertible securities of the same class	
1	Desana Impex Limited	237005	2.21	0	0	0	0	2.21
2	Foresight Holdings Pvt. Ltd	291411	2.72	0	0	0	0	2.72
	Greenview Tracom Private Ltd			0	0	0	0	2.72
3	Naveen Bothra	291295	2.72	0	0	0	0	1.22
4	Rangila Vanijya Private Ltd	145000	1.35	0	0	0	0	1.86
	Sagun Commercials Private Ltd			0	0	0	0	2.28
6	Shub Labh India Marketing & Consultants Pvt. Ltd.	244000	2.28	0	0	0	0	1.71
7		183500	1.71	0	0	0	0	
TOTAL		1591311	14.84	0	0	0	0	14.71





(I)(c)(ii) Statement showing holding of securities (including shares, warrants, convertible securities) of persons (together with PAC) belonging to the category "Public" and holding more than 5% of the total number of shares of the company


Sr. No.	Name(s) of the shareholder(s) and the Persons Acting in Concert (PAC) with them	Number of shares	Shares as a percentage of total number of shares {i.e., Grand Total (A)+(B)+(C) indicated in Statement at para (I)(a) above}	Details of warrants		Details of convertible securities		Total shares (including underlying shares assuming full conversion of warrants and convertible securities) as a % of diluted share capital
				Number of warrants	As a % total number of warrants of the same class	Number of convertible securities held	% w.r.t total number of convertible securities of the same class	
1		0	0.00	0	0	0	0	0
TOTAL		0	0.00	0	0	0	0	0





(I)(d) Statement showing details of locked-in shares


Sr. No.	Name of the shareholder	Number of locked-in shares	Locked-in shares as a percentage of total number of shares (i.e., Grand Total (A)+(B)+(C) indicated in Statement at para (I)(a) above)
1	NIL	NIL	NIL
TOTAL			





(II)(a) Statement showing details of Depository Receipts (DRs)

Sr. No.	Type of outstanding DR (ADRs, GDRs, SDRs, etc.)	Number of outstanding DRs	Number of shares underlying outstanding DRs	Shares underlying outstanding DRs as a percentage of total number of shares {i.e., Grand Total (A)+(B)+(C) indicated in Statement at para (I)(a) above}
1	Nil	NIL	NIL	NIL
TOTAL				





(II)(b) Statement showing holding of Depository Receipts (DRs), where underlying shares held by "promoter/promoter group" are in excess of 1% of the total number of shares

Sr. No.	Name of the DR Holder	Type of outstanding DR (ADRs, GDRs, SDRs, etc.)	Number of shares underlying outstanding DRs	Shares underlying outstanding DRs as a percentage of total number of shares (i.e., Grand Total (A)+(B)+(C) indicated in Statement at para (I)(a) above)
1	NIL	NIL	NIL	NIL
2				
TOTAL				

