



January 25, 2016

Corporate Relationship Department
The Bombay Stock Exchange Limited,
1st Floor, New Trading Ring,
Rotunda Building,
P.J. Towers, Dalal Street,
Fort, Mumbai – 400 001.

Dear Sir(s),

Sub: Compliance of Regulation 31 of the SEBI (Listing Obligations & Disclosure Requirements) Regulations, 2015 - Quarterly Shareholding Pattern

Ref: AUNDE India Limited (Stock Code: 532459).


Pursuant to Regulation 31 of the SEBI (Listing Obligations & Disclosure Requirements) Regulations, 2015, we are enclosing herewith the shareholding pattern of the Company for the Quarter ended on 31st December 2015.

Kindly take the same on record.

Thanking you,

Yours faithfully,
For **AUNDE INDIA LIMITED**

(Jovita Reemã Mathias)
DGM-Legal & Company Secretary



Encl: As Above

Name of the Company : Aunde India Limited

Script Code : 532459

As on : 31st Decemvber, 2015



Table I - Summary Statement holding of specified securities

Category (I)	Category of shareholder (II)	Nos. of shareholders (III)	No. of fully paid up equity shares held (IV)	No. of Partly paid-up equity shares held (V)	No. of shares underlying Depository Receipts (VI)	Total nos. shares held (VII) = (IV)+(V)+(VI)	Shareholding as a % of total no. of shares (calculated as per SCRR, 1957) (VIII) As a % of (A+B+C2)	Number of Voting Rights held in each class of securities (IX)				No. of Shares Underlying Outstanding convertible securities (including Warrants) (X)	Shareholding, as a % assuming full conversion of convertible securities (as a percentage of diluted share capital) (XI) = (VII)+(X) As a % of (A+B+C2)	Number of Locked in shares (XII)		Number of Shares pledged or otherwise encumbered (XIII)		Number of equity shares held in dematerialized form (XIV)
								No of Voting Rights			Total as a % of (A+B+C)			No. (a)	As a % of total Shares held (b)	No. (a)	As a % of total Shares held (b)	
								Class eg:X	Class eg:Y	Total								
(A)	Promoter & Promoter Group	12	8014201	0	0	8014201	74.74	8014201	nil	8014201	74.74	nil	0	0	0	0	0	3423001
(B)	Public	1795	2709006	0	0	2709006	25.26	2709006	nil	2709006	25.26	nil	0	0	0			2248172
(C)	Non Promoter- Non Public	0	0	0	0	0	0.00	0	nil	0	0.00	nil	0	0	0	0	0	0
(C1)	Shares underlying DRs	0	0	0	0	0	0.00	0	nil	0	0.00	nil	0	0	0	0	0	0
(C2)	Shares held by Employee Trusts	0	0	0	0	0	0.00	0	nil	0	0.00	nil	0	0	0	0	0	0
	Total	1807	10723207	0	0	10723207	100	10723207		10723207	100	nil	0	0	0	0	0	5671173





Table II - Statement showing shareholding pattern of the Promoter and Promoter Group

Category & Name of the Shareholders (I)	PAN (II)	No. of shareholder (III)	No. of fully paid up equity shares held (IV)	Partly paid-up equity shares held (V)	Nos. of shares underlying Depository Receipts (VI)	Total nos. shares held (VII = IV+V+VI)	Shareholding % calculated as per SCRR, 1957 As a % of (A+B+C2) (VIII)	Number of Voting Rights held in each class of securities (IX)			No. of Shares Underlying Outstanding convertible securities (including Warrants) (X)	Shareholding, as a % assuming full conversion of convertible securities (as a percentage of diluted share capital) (XI) = (VII)+(X) as a % of A+B+C2	Number of Locked in shares (XII)		Number of Shares pledged or otherwise encumbered (XIII)		Number of equity shares held in dematerialized form (XIV)	
								No of Voting Rights					Total as a % of Total Voting rights	No. (a)	As a % of total Shares held (b)	No. (a)		As a % of total shares held (b)
								Class X	Class Y	Total								
1 Indian																		
(a) Individuals/Hindu undivided Family																		
AJAY ANAND (HUF) (HUF)	AAGHA5728R	1	435000	0	0	435000	4.06	435000	nil	435000	4.06	nil	0	0	0	0	0	435000
ANAND AJAY	AABPA2350A	1	565251	0	0	565251	5.62	565251	nil	565251	5.62	nil	0	0	0	0	0	565251
ANAND RASHMI	AADPA5108J	1	213750	0	0	213750	2.51	213750	nil	213750	2.51	nil	0	0	0	0	0	213750
SANJAY ANAND	ABSPA3415C	1	71100	0	0	71100	0.01	71100	nil	71100	0.01	nil	0	0	0	0	0	71100
VISHNU ANAND	AKSPA4195N	1	5625	0	0	5625	0.01	5625		5625	0.01	nil	0	0	0	0	0	5625
ROHINA ANAND	AGKPA3460A	1	7000	0	0	7000	0.01	7000		7000	0.01	nil	0	0	0	0	0	7000
(b) Central Government/ State Government(s)																		
(c) Financial Institutions/ Banks																		
(d) Any Other (specify)																		
Bodies Corporate			0															
MAMATA FINVEST PVT LTD	NOT-MENTIN	1	52500	0	0	52500	0.49	52500	nil	52500	0.49	nil	0	0	0	0	0	52500
HEMAMBAR INVESTMENTS PVT	NOT-MENTIN	1	315300	0	0	315300	2.94	315300	nil	315300	2.94	nil	0	0	0	0	0	315300
INSTYLE INVESTMENTS PVT L	NOT-MENTIN	1	1436775	0	0	1436775	13.39	1436775	nil	1436775	13.39	nil	0	0	0	0	0	1436775
ANADRY INVESTMENTS P LTD	NOT-MENTIN	1	5700	0	0	5700	0.05			5700	0.05	nil	0	0	0	0	0	5700



	JOINT PRODUCERS P LTD	NOT-MENTIN	1	315000	0	0	315000	2.94	315000	nil	315000	2.94	nil	0	0	0	0	0	315000
	Sub-Total-(A) (1)		11	3423001	0	0	3423001	34.02	3417301	nil	3423001	34.02	nil	0	0	0	0	0	3423001
2	Foreign																		
(a)	Indivi/Non-Resi Foreign Indivi																		
(b)	Government																		
(c)	Institutions																		
(d)	Foreign Portfolio Investor																		
(e)	Any Other (specify)																		
	Bodies Corporate			0															
	AUNDE ACHTER & EBELS GMBH	NOT-MENTIN	1	4591200			4591200	42.82	4591200	nil	4591200	42.82	nil	0	0	0	0	0	0
	Sub-Total-(A) (2)		1	4591200	0	0	4591200	42.82	4591200	nil	4591200	42.82	nil	0	0	0	0	0	0
	Total Shareholding of Promoter and Promoter Group (A)= (A)(1)+(A)(2)		12	8014201	0	0	8014201	74.74	8008501	nil	8014201	74.74	nil	0	0	0	0	0	3423001

Details of Shares which remain unclaimed may be given hear along with details such as number of shareholders, outstanding shares held in demat/unclaimed suspense account, voting rights which are frozen etc.






Table III - Statement showing shareholding pattern of the Public shareholder


	Category & Name of the Shareholders (I)	PAN (II)	No. of shareholder (III)	No. of fully paid up equity shares held (IV)	Partly paid-up equity shares held (V)	Nos. of shares underlying Depository Receipts (VI)	Total nos. shares held (VII = IV+V+VI)	Shareholding % calculated as per SCRR, 1957 As a % of (A+B+C2) (VIII)	Number of Voting Rights held in each class of securities (IX)			No. of Shares Underlying Outstanding convertible securities (including Warrants) (X)	Shareholding, as a % assuming full conversion of convertible securities (as a percentage of diluted share capital) (XI) = (VII)+(X) as a % of A+B+C2	Number of Locked in shares (XII)		Number of Shares pledged or otherwise		Number of equity shares held in dematerialized form (XIV)	
									No of Voting Rights					Total as a % of Total Voting rights	No. (a)	As a % of total Shares held (b)	No. (a)		As a % of total shares held (b)
									Class X	Class Y	Total								
1	Institutions																		
(a)	Mutual Funds/																		
	HDFC LARGE CAP FUND (STOCK ACCOUNT)	AAATH1809A	1	150	0	0	150	0.00	150	nil	150	0.00	nil	0	0	0	0	0	150
(b)	Venture Capital Funds																		
(c)	Alternate Investment Funds																		
(d)	Foreign Venture Capital Investors																		
(e)	Foreign Portfolio Investors																		
(f)	Financial Institutions/ Banks																		
	MANDVI CO OPERATIVE BANK	NOT-MENTIN	1	150	0	0	150	0.00	150	nil	150	0.00	nil	0	0	0	0	0	0
(g)	Insurance Companies																		
(h)	Provident Funds/ Pension Funds																		
(i)	Any Other (specify)																		
	Sub-Total-(B) (1)		2	300	0	0	300	0.00	300	nil	300	0.00	nil	0	0	0	0	0	150
2	Central Government/ State Government(s)/ President of India																		
	Sub-Total-(B)(2)		0	0	0	0	0	0	0	nil	0	0.00	nil	0	0	0	0	0	0
3	NON-Institutions																		




(a)	Individuals -																		
	i. Individual shareholders holding nominal share capital up to Rs. 2 lakhs.																		
		NOT APPLIC	1715	850816	0	0	850816	7.93	850816	nil	850816	7.93	nil	0	0	0	0	0	652933
	ii. Individual shareholders holding nominal share capital in excess of Rs. 2 lakhs.																		
	SANJIV DHIRESHBHAI SHAH	ADGPS0244P	1	50369	0	0	50369	0.47	50369	nil	50369	0.47	nil	0	0	0	0	0	50369
	MANOJ J BAGADIA	AEZPB6289F	1	20390	0	0	20390	0.19	20390	nil	20390	0.19	nil	0	0	0	0	0	20390
	RAJIV RAI SACHDEV	NOT-MENTIN	1	48750	0	0	48750	0.46	48750	nil	48750	0.46	nil	0	0	0	0	0	0
	GULSHAN RAI SACHDEV	NOT-MENTIN	1	22500	0	0	22500	0.21	22500	nil	22500	0.21	nil	0	0	0	0	0	0
	RAJ KUMAR LOHIA HUF	AAEHR5965F	1	28967	0	0	28967	0.27	28967	nil	28967	0.27	nil	0	0	0	0	0	28967
	RAJIV RAI SACHDEV (HUF)	AAFPS6000B	1	63750	0	0	63750	0.60	63750	nil	63750	0.60	nil	0	0	0	0	0	63750
	PARUL PATEL	AAIPP9679A	1	21500	0	0	21500	0.20	21500	nil	21500	0.20	nil	0	0	0	0	0	21500
(b)	NBFCs registered with RBI																		
(c)	Employee Trusts																		
	ANGEL FINCAP PRIVATE LIMITED	AAACA7011Q	1	3373	0	0	3373	0.03	3373	nil	3373	0.03	nil	0	0	0	0	0	3373
(d)	Overseas Depositories holding DRs) (balancing figure)																		
(e)	Any Other (specify)																		
	Bodies Corporate																		
	JAINAM SHARE CONSULTANTS PVT. LTD	AABCJ3918N	1	2311	0	0	2311	0.02	2311	nil	2311	0.02	nil	0	0	0	0	0	2311
	BONANZA PORTFOLIO LTD	AAACB0764B	1	25	0	0	25	0.00	25	nil	25	0.00	nil	0	0	0	0	0	25
	EDELWEISS BROKING LTD	AABCE9421H	1	200	0	0	200	0.00	200	nil	200	0.00	nil	0	0	0	0	0	200
	HEM SECURITIES LIMITED	AABCH8005N	1	36	0	0	36	0.00	36	nil	36	0.00	nil	0	0	0	0	0	36
	DESANA IMPEX LIMITED	AAACD8843P	1	237005	0	0	237005	2.21	237005	nil	237005	2.21	nil	0	0	0	0	0	237005
	PANCHRATNA TRADERS PVT. LTD.,	AAACP2478E	1	450	0	0	450	0.00	450	nil	450	0.00	nil	0	0	0	0	0	450
	FE SECURITIES PVT	AAACF8155G	1	40	0	0	40	0.00	40	nil	40	0.00	nil	0	0	0	0	0	40
	INDITRADE CAPITAL LIMITED	AAACJ7327G	1	50	0	0	50	0.00	50	nil	50	0.00	nil	0	0	0	0	0	50
	ISHA SECURITIES LIMITED	AAACI3648H	1	1	0	0	1	0.00	1	nil	1	0.00	nil	0	0	0	0	0	1
	JSEL SECURITIES LTD (003)	AAACJ9169L	1	100	0	0	100	0.00	100	nil	100	0.00	nil	0	0	0	0	0	100
	MRIDUL SECURITIES PVT LTD	AAECM7271J	1	450	0	0	450	0.00	450	nil	450	0.00	nil	0	0	0	0	0	450



ADROIT FIN SER PVT LTD	AABCA1156D	1	227	0	0	227	0.00	227	nil	227	0.00	nil	0	0	0	0	0	227
ISF SECURITIES LTD	AAAC11667E	1	500	0	0	500	0.01	500	nil	500	0.01	nil	0	0	0	0	0	500
DALAL STREET INVESTMENTS LIMITED	AAACD1359E	1	150	0	0	150	0.00	150	nil	150	0.00	nil	0	0	0	0	0	150
VAYU INVESTMENTS P. LTD	NOT-MENTIN	1	30000	0	0	30000	0.28	30000	nil	30000	0.28	nil	0	0	0	0	0	0
FORESIGHT HOLDINGS PVT.LTD	AAACF4438J	1	587256	0	0	587256	5.48	587256	nil	587256	5.48	nil	0	0	0	0	0	587256
RAJASTHAN GLOBAL SECURITIES PRIVATE LIMITED	AAACR4122R	1	59510	0	0	59510	0.56	59510	nil	59510	0.56	nil	0	0	0	0	0	59510
INVENTURE GROWTH & SECURITIES LIMITED	AAACI2044K	1	500	0	0	500	0.01	500	nil	500	0.01	nil	0	0	0	0	0	500
VINIYOG INVESTMENT AND TRADING CO. PVT. LTD.	AAACV2785N	1	3500	0	0	3500	0.03	3500	nil	3500	0.03	nil	0	0	0	0	0	3500
SURGE TRADING & FINANCE PVT. LTD.	AAACS1741B	1	2000	0	0	2000	0.02	2000	nil	2000	0.02	nil	0	0	0	0	0	2000
STEEL CITY SECURITIES LIMITED	AAECS0970L	1	100	0	0	100	0.00	100	nil	100	0.00	nil	0	0	0	0	0	100
GIRDHAR FISCAL SERVICES PVT LTD	AAACG9202B	1	500	0	0	500	0.01	500	nil	500	0.01	nil	0	0	0	0	0	500
SPFL SECURITIES LTD.	AABCS2452C	1	200	0	0	200	0.00	200	nil	200	0.00	nil	0	0	0	0	0	200
PUSHPAK STOCK SECURITES L	NOT-MENTIN	1	450	0	0	450	0.00	450	nil	450	0.00	nil	0	0	0	0	0	0
M/S ALTONA INVESTMENTS PVT LTD	AACCA8775B	1	175	0	0	175	0.00	175	nil	175	0.00	nil	0	0	0	0	0	175
GUINNESS SECURITIES LIMITED	AAACG9843L	1	100	0	0	100	0.00	100	nil	100	0.00	nil	0	0	0	0	0	100
PRITHVI FINMART PRIVATE LIMITED	AAECP8502D	1	12500	0	0	12500	0.12	12500	nil	12500	0.12	nil	0	0	0	0	0	12500
NNM SECURITIES PVT LTD	AAACN8070G	1	50	0	0	50	0.00	50	nil	50	0.00	nil	0	0	0	0	0	50
AMOL CAPITAL MARKETS PVT. LTD.	AADCS8022N	1	26904	0	0	26904	0.25	26904	nil	26904	0.25	nil	0	0	0	0	0	26904
ALL GUJARAT INVESTOR PROTECTION TRUST	AABTA7661E	1	1	0	0	1	0.00	1	nil	1	0.00	nil	0	0	0	0	0	1
ZEN SECURITIES LTD-BSE CLIENTS A/C	AAACZ0682Q	1	625	0	0	625	0.01	625	nil	625	0.01	nil	0	0	0	0	0	625
RANGILA VANIJYA PRIVATE LIMITED	AADCR2884H	1	199100	0	0	199100	1.86	199100	nil	199100	1.86	nil	0	0	0	0	0	199100
CEMEX CONSULTANTS PRIVATE	NOT-MENTIN	1	150	0	0	150	0.00	150	nil	150	0.00	nil	0	0	0	0	0	0
MAN-MADE FIBRES PVT. LTD	AAACM3042R	1	3029	0	0	3029	0.03	3029	nil	3029	0.03	nil	0	0	0	0	0	3029
APT REALTY PVT LTD.	AAFCA3768H	1	1100	0	0	1100	0.01	1100	nil	1100	0.01	nil	0	0	0	0	0	1100
BP EQUITIES PVT. LTD.	AAACB4602L	1	1495	0	0	1495	0.01	1495	nil	1495	0.01	nil	0	0	0	0	0	1495



LKP SECURITIES LTD	AAACL0963A	1	2958	0	0	2958	0.03	2958	nil	2958	0.03	nil	0	0	0	0	0	2958
PASHUPATI CAPTIAL SERVICES PVT LTD	AACCP0795J	1	2000	0	0	2000	0.02	2000	nil	2000	0.02	nil	0	0	0	0	0	2000
TRADESWIFT BROKING PRIVATE LIMITED	AAECA3760A	1	200	0	0	200	0.00	200	nil	200	0.00	nil	0	0	0	0	0	200
RISEWELL CREDIT PVT. LTD	AACCR3964K	1	100	0	0	100	0.00	100	nil	100	0.00	nil	0	0	0	0	0	100
MAYUR KNITS PVT. LTD.	AAACM0262B	1	2500	0	0	2500	0.02	2500	nil	2500	0.02	nil	0	0	0	0	0	2500
DBFS FINANCE & LEASING(INDIA) LIMITED	AALCS1649H	1	650	0	0	650	0.01	650	nil	650	0.01	nil	0	0	0	0	0	650
SHREE NAMAN SECURITIES AND FINANCE PVT.LTD.	AAACN1917G	1	100	0	0	100	0.00	100	nil	100	0.00	nil	0	0	0	0	0	100
SHRI PARASRAM HOLDINGS PVT.LTD.	AAACS4487J	1	495	0	0	495	0.01	495	nil	495	0.01	nil	0	0	0	0	0	495
SYKES & RAY EQUITIES (I) LTD.	AAECS5168A	1	200	0	0	200	0.00	200	nil	200	0.00	nil	0	0	0	0	0	200
PACE STOCK BROKING SERVICES PVT LTD	AACCP8410G	1	5000	0	0	5000	0.05	5000	nil	5000	0.05	nil	0	0	0	0	0	5000
EKNATH BUSINESS HOUSE PVT.LTD.	AAACE3041L	1	150	0	0	150	0.00	150	nil	150	0.00	nil	0	0	0	0	0	150
SANCHAY FINCOM LIMITED	AAACD6056C	1	1000	0	0	1000	0.01	1000	nil	1000	0.01	nil	0	0	0	0	0	1000
ANGEL BROKING PRIVATE LIMITED.	AAACM6094R	1	520	0	0	520	0.01	520	nil	520	0.01	nil	0	0	0	0	0	520
EUROPA INVESTMENTS PRIVATE LIMITED	AAACE3213E	1	150	0	0	150	0.00	150	nil	150	0.00	nil	0	0	0	0	0	150
KAUSTUBH CAPITAL	AABCK9602Q	1	200	0	0	200	0.00	200	nil	200	0.00	nil	0	0	0	0	0	200
SWASTIKA INVESTMART LIMITED	AABCS6585J	1	5	0	0	5	0.00	5	nil	5	0.00	nil	0	0	0	0	0	5
MAKARAND EXIM PVT LTD	AADCM0913E	1	150650	1.4		150650	1.40	150650		150650	1.40		0	0	0	0	0	150650
GLOBE CAPITAL MARKET LTD	AAACG4267G	1	802	0	0	802	0.01	802	nil	802	0.01	nil	0	0	0	0	0	802
RELIGARE SECURITIES LTD	AAACF1952D	1	207	0	0	207	0.00	207	nil	207	0.00	nil	0	0	0	0	0	207
PHOENIX SHARE & STOCKBROKERS PVT LTD	AABCP6371P	1	1	0	0	1	0.00	1	nil	1	0.00	nil	0	0	0	0	0	1
RITURAJ SHARES AND SECURITIES LIMITED	AACCR1449P	1	300	0	0	300	0.00	300	nil	300	0.00	nil	0	0	0	0	0	300
SAGUN COMMERCIALS PRIVATE LIMITED	AADCS9453R	1	244000	0	0	244000	2.28	244000	nil	244000	2.28	nil	0	0	0	0	0	244000
ARCADIA SHARE AND STOCK BROKERS PVT. LTD. BSE ABC COLLATERAL A/C	AAACA4562G	1	535	0	0	535	0.01	535	nil	535	0.01	nil	0	0	0	0	0	535
KARVY STOCK BROKING LIMITED	AABCK5190K	1	57	0	0	57	0.00	57	nil	57	0.00	nil	0	0	0	0	0	57



CENTRE FOR MONITORING INDIAN ECONOMY PVT LTD	AAACC1519P	1	1	0	0	1	0.00	1	nil	1	0.00	nil	0	0	0	0	0	1
TRIUMPH INTERNATIONAL FINANCE	NOT-MENTIN	1	450	0	0	450	0.00	450	nil	450	0.00	nil	0	0	0	0	0	0
SAMCO SECURITIES LIMITED	AAICS2455A	1	150	0	0	150	0.00	150	nil	150	0.00	nil	0	0	0	0	0	150
CEMEX CONSULTANTS PRIVATE	NOT-MENTIN	1	150	0	0	150	0.00	150	nil	150	0.00	nil	0	0	0	0	0	0
GEMBEL TRADE ENTERPRISES LIMITED	AABCG4318B	1	1000	0	0	1000	0.01	1000	nil	1000	0.01	nil	0	0	0	0	0	1000
RAMAKANT & CO PVT LTD	AAACR7549A	1	5000	0	0	5000	0.05	5000	nil	5000	0.05	nil	0	0	0	0	0	5000
SAAKETA FINSTOCK PVT. LTD.	AAJCS6642L	1	100	0	0	100	0.00	100	nil	100	0.00	nil	0	0	0	0	0	100
OUM AMBICA TRADELINK PVT. LTD.	AAACO5879J	1	350	0	0	350	0.00	350	nil	350	0.00	nil	0	0	0	0	0	350
Non-Resident																		
MARVIN M MENDLOWITZ	NOT-MENTIN	1	3750	0	0	3750	0.04	3750	nil	3750	0.04	nil	0	0	0	0	0	0
MADANA RAMI REDDY	AICPM3443R	1	3770	0	0	3770	0.04	3770	nil	3770	0.04	nil	0	0	0	0	0	3770
Sub-Total-(B) (3)		1793	2708706	0	0	2708706	25.25	2708706	nil	2708706	25.25	nil	0	0	0	0	0	2404623
Total Public Shareholding (B)= (B)(1)+(B)(2)+(B)(3)		1795	2709006	0	0	2709006	25.26	2709006	nil	2709006	25.26	nil	0	0	0	0	0	2404773

Details of the shareholders acting as persons in Concert including their Shareholding (No. and %):



Table IV - Statement showing shareholding pattern of the Non Promoter- Non Public shareholder

Category & Name of the Shareholders (I)	PAN (II)	No. of shareholder (III)	No. of fully paid up equity shares held (IV)	Partly paid-up equity shares held (V)	Nos. of shares underlying Depository Receipts (VI)	Total nos. shares held (VII = IV+V+VI)	Shareholding % calculated as per SCRR, 1957 As a % of (A+B+C2) (VIII)	Number of Voting Rights held in each class of securities (IX)			No. of Shares Underlying Outstanding convertible securities (including Warrants) (X)	Shareholding, as a % assuming full conversion of convertible securities (as a percentage of diluted share capital) (XI) = (VII)+(X) as a % of A+B+C2	Number of Locked in shares (XII)		Number of Shares pledged or otherwise encumbered (XIII)		Number of equity shares held in dematerialized form (XIV)	
								No of Voting Rights					Total as a % of Total Voting rights	No. (a)	As a % of total Shares held (b)	No. (a)		As a % of total shares held (b)
								Class X	Class Y	Total								
1 Custodian/DR Holder																		
a) Name of DR Holder (if available)																		
Sub-Total [C](1)		0	0	0	0	0	0	0	nil	0	0	nil	0	0	0	0	0	0
2 Employee Benefit Trust (under SEBI (Share based Employee Benefit) Regulations, 2014)																		
a) Name (abc...)																		
Sub-Total [C](2)		0	0	0	0	0	0	0	nil	0	0	nil	0	0	0	0	0	0
Total Non-Promoter- Non Public Shareholding (C)= C (1) + C (2)		0	0	0	0	0	0	0	nil	0	0	nil	0	0	0	0	0	0

