



April 7, 2015

Corporate Relationship Department,  
The Bombay Stock Exchange  
1<sup>st</sup> Floor, New Trading Ring,  
Rotunda Building,  
P J Towers, Dalal Street,  
Fort, Mumbai – 400 001.

Dear Sirs,

**Sub: Compliance of Clause 35 of the Listing Agreement-Quarterly Shareholding Pattern**

Ref: AUNDE INDIA LIMITED (STOCK CODE: 532459)

Pursuant to Clause 35 of the Listing Agreement, we are enclosing herewith the shareholding pattern of the Company for the quarter ended 31<sup>st</sup> March 2015.

Kindly take the same on record.

Thanking you,

Yours faithfully,  
For AUNDE India Limited


(Reema Mathias)  
Company Secretary



Encl: A/a.




<b>Name of the Company: AUNDE India Limited</b>			
<b>Scrip Code, Name of the scrip, class of security: 532459</b>			
<b>Quarter ended: 31st March 2015</b>			
<b>Partly paid-up shares:-</b>	<b>No. of partly paid-up shares</b>	<b>As a % of total no. of partly paid-up shares</b>	<b>As a % of total no. of shares of the company</b>
Held by promoter/promoter group	0	0	0
Held by public	0	0	0
<b>Total - D</b>	<b>0</b>	<b>0</b>	<b>0</b>
<b>Outstanding convertible securities: No. of outstanding securities</b>	<b>No. of outstanding securities</b>	<b>As a % of total no. of outstanding convertible securities</b>	<b>As a % of total no. of shares of the company, assuming full conversion of the convertible securities</b>
Held by promoter/promoter group	0	0	0
Held by public	0	0	0
<b>Total - E</b>	<b>0</b>	<b>0</b>	<b>0</b>
<b>Warrants:-</b>	<b>No. of warrants</b>	<b>As a % of total no. of warrants</b>	<b>As a % of total no. of shares of the company, assuming full conversion of warrants</b>
Held by promoter/promoter group	0	0	0
Held by public	0	0	0
<b>Total - F</b>	<b>0</b>	<b>0</b>	<b>0</b>
<b>Total paid-up capital of the company, assuming full conversion of warrants and convertible securities</b>	<b>10723207</b>	<b>0</b>	<b>0</b>





Statement Showing Shareholding Pattern								
Category code	Category of Shareholder	Number of Shareholders	Table (I)(a)		Total shareholding as a percentage of total number of shares		Shares Pledged or otherwise encumbered	
			Total number of shares	Number of shares held in dematerialized form	As a percentage of (A+B) <sup>1</sup>	As a percentage of (A+B+C)	Number of shares	As a percentage
(I)	(II)	(III)	(IV)	(V)	(VI)	(VII)	(VIII)	(IX)
<b>(A)</b>	<b>Shareholding of Promoter and</b>							
1	<b>Indian</b>							
(a)	Individuals/ Hindu Undivided Family	6	1287200	1287200	12.00	12.00	0	0.00
(b)	Central Government/ State Government(s)	0	0	0	0.00	0.00	0	0.00
(c)	Bodies Corporate	5	2124000	2124000	19.81	19.81	0	0.00
(d)	Financial Institutions/ Banks							
(e)	Any Others(Specify)							
(e-i)								
	<b>Sub Total(A)(1)</b>	<b>11</b>	<b>3411200</b>	<b>3411200</b>	<b>31.81</b>	<b>31.81</b>	<b>0</b>	<b>0.00</b>
2	<b>Foreign</b>							
a	Individuals (Non-Residents Individuals/ Foreign Individuals)							
b	Bodies Corporate	1	4591200	0	42.82	42.82	0	0.00
c	Institutions							
d	Any Others(Specify)							
d-i								
	<b>Sub Total(A)(2)</b>	<b>1</b>	<b>4591200</b>	<b>0</b>	<b>42.82</b>	<b>42.82</b>	<b>0</b>	<b>0.00</b>
	<b>Total Shareholding of Promoter and Promoter Group (A)= (A)(1)+(A)(2)</b>	<b>12</b>	<b>8002400</b>	<b>3411200</b>	<b>74.63</b>	<b>74.63</b>	<b>0</b>	<b>0.00</b>
<b>(B)</b>	<b>Public shareholding</b>							
1	<b>Institutions</b>							
(a)	Mutual Funds/ UTI	1	150	150	0.00	0.00	0	0.00
(b)	Financial Institutions / Banks	1	150	150	0.00	0.00	0	0.00
(c)	Central Government/ State Government(s)							
(d)	Venture Capital Funds							
(e)	Insurance Companies							
(f)	Foreign Institutional Investors							
(g)	Foreign Venture Capital Investors							
(h)	Any Other (specify)							
(h-i)								
	<b>Sub-Total (B)(1)</b>	<b>2</b>	<b>300</b>	<b>300</b>	<b>0.00</b>	<b>0.00</b>	<b>0</b>	<b>0.00</b>
<b>B 2</b>	<b>Non-institutions</b>							
(a)	Bodies Corporate	67	1704165	1520884	15.89	15.89	0	0.00
(b)	Individuals							
I	Individuals -i. Individual shareholders holding nominal share capital up to Rs 1 lakh	1618	590623	421220	5.51	5.51	0	0.00
II	ii. Individual shareholders holding nominal share capital in excess of Rs. 1 lakh.	10	425318	316568	3.97	3.97	0	0.00
(c)	Any Other Clearing member	2	201	201	0.00	0.00	0	0.00
(c-i)	NRI	1	200	200	0.00	0.00	0	0.00
	<b>Sub-Total (B)(2)</b>	<b>1698</b>	<b>2720507</b>	<b>2259073</b>	<b>25.37</b>	<b>25.37</b>	<b>0</b>	<b>0.00</b>
<b>(B)</b>	<b>Total Public Shareholding (B)= (B)(1)+(B)(2)</b>	<b>1700</b>	<b>2720807</b>	<b>2259373</b>	<b>25.37</b>	<b>25.37</b>	<b>0</b>	<b>0.00</b>
	<b>TOTAL (A)+(B)</b>	<b>1712</b>	<b>10723207</b>	<b>5670573</b>	<b>100.00</b>	<b>100.00</b>	<b>0</b>	<b>0.00</b>
<b>(C)</b>	<b>Shares held by Custodians and against which Depository Receipts have been issued</b>							
1	Promoter and Promoter Group	0	0	0	0	0.00	0	0.00
2	Public	0	0	0	0	0.00	0	0.00
	<b>Sub-Total (C)</b>	<b>0</b>	<b>0</b>	<b>0</b>	<b>0</b>	<b>0</b>	<b>0</b>	<b>0.00</b>
	<b>GRAND TOTAL (A)+(B)+(C)</b>	<b>1712</b>	<b>10723207</b>	<b>5670573</b>	<b>100.00</b>	<b>100.00</b>	<b>0</b>	<b>0.00</b>



# AUNDE India Limited



Continuation

Sr.No	Notes
1	
2	
3	
4	'N.A.
5	
6	
7	
8	
9	





**(I)(b) Statement showing holding of securities (including shares, warrants, convertible securities) of persons belonging to the category "Promoter and Promoter Group"**

Sr. No.	Name of the shareholder	Details of Shares held		Encumbered shares (*)			Details of warrants		Details of convertible securities		Total shares (including underlying shares assuming full conversion of warrants and convertible securities) as a % of diluted share capital
		Number of shares held	As a % of grand total (A) +(B) +(C)	No.	As a percentage	As a % of grand total (A)+(B)+(C) of sub-clause (I)(a)	Number of warrants held	As a % total number of warrants of the same class	Number of convertible securities held	As a % total number of convertible securities of the same class	
(i)	(ii)	(iii)	(iv)	(v)	(vi)	(vii)	(viii)	(ix)	(x)	(xi)	(xii)
1	Ajay Anand	565251	5.27	0	0.00	0.00	0	0	0	0	5.27
2	Rashmi Anand	213750	1.99	0	0.00	0.00	0	0	0	0	1.99
3	Ajay Anand (HUF)	435000	4.06	0	0.00	0.00	0	0	0	0	4.06
4	Anadry Investments P Ltd	5700	0.05	0	0.00	0.00	0	0	0	0	0.05
5	Hemambar Investments P Ltd	315300	2.94	0	0.00	0.00	0	0	0	0	2.94
6	Instyle Investments P Ltd	1435500	13.39	0	0.00	0.00	0	0	0	0	13.39
7	Joint Producers P Ltd	315000	2.94	0	0.00	0.00	0	0	0	0	2.94
8	Mamata Finvest P Ltd	52500	0.49	0	0.00	0.00	0	0	0	0	0.49
9	Rohina Anand	1249	0.01	0	0.00	0.00	0	0	0	0	0.01
10	Vishnu Anand	1000	0.01	0	0.00	0.00	0	0	0	0	0.01
11	Sanjay Anand	70950	0.66	0	0.00	0.00	0	0	0	0	0.66
12	AUNDE Achter & Ebels GMBH	4591200	42.82	0	0.00	0.00	0	0	0	0	42.82
<b>TOTAL</b>		<b>8002400</b>	<b>74.63</b>	<b>0</b>	<b>0.00</b>	<b>0.00</b>	<b>0</b>	<b>0</b>	<b>0</b>	<b>0</b>	<b>74.63</b>

(\*) The term "encumbrance" has the same meaning as assigned to it in regulation 28(3) of the SAST Regulations, 2011





**(I)(c)(i) Statement showing holding of securities (including shares, warrants, convertible securities) of persons belonging to the category "Public" and holding more than 1% of the total number of shares**


Sr. No.	Name of the shareholder	Number of shares held	Shares as a percentage of total number of shares {i.e., Grand Total (A)+(B)+(C) indicated in Statement at para (I)(a) above}	Details of warrants		Details of convertible securities		Total shares (including underlying shares assuming full conversion of warrants and convertible securities) as a % of diluted share capital
				Number of warrants held	As a % total number of warrants of the same class	Number of convertible securities held	% w.r.t total number of convertible securities of the same class	
1	Desana Impex Limited	237005	2.21	0	0	0	0	2.21
2	Naveen Bothra	142526	1.33	0	0	0	0	1.22
3	Rangila Vanijya Private Ltd	199100	1.86	0	0	0	0	1.86
	Sagun Commercials Private Ltd			0	0	0	0	2.28
4	Shub Labh India Marketing & Consultants Pvt. Ltd.	185732	1.73	0	0	0	0	1.73
<b>TOTAL</b>		<b>1008363</b>	<b>9.40</b>	<b>0</b>	<b>0</b>	<b>0</b>	<b>0</b>	<b>9.29</b>





**(I)(c)(ii) Statement showing holding of securities (including shares, warrants, convertible securities) of persons (together with PAC) belonging to the category "Public" and holding more than 5% of the total number of shares of the company**


Sr. No.	Name(s) of the shareholder(s) and the Persons Acting in Concert (PAC) with them	Number of shares	Shares as a percentage of total number of shares (i.e., Grand Total (A)+(B)+(C) indicated in Statement at para (I)(a) above)	Details of warrants		Details of convertible securities		Total shares (including underlying shares assuming full conversion of warrants and convertible securities) as a % of diluted share capital
				Number of warrants	As a % total number of warrants of the same class	Number of convertible securities held	% w.r.t total number of convertible securities of the same class	
1	Foresight Holdings Pvt. Ltd.	587256	5.47	0	0	0	0	5.47
<b>TOTAL</b>		<b>587256</b>	<b>5.47</b>	<b>0</b>	<b>0</b>	<b>0</b>	<b>0</b>	<b>5.47</b>





(I)(d) Statement showing details of locked-in shares

Sr. No.	Name of the shareholder	Number of locked-in shares	Locked-in shares as a percentage of total number of shares (i.e., Grand Total (A)+(B)+(C) indicated in Statement at para (I)(a) above)
1	NIL	NIL	NIL
<b>TOTAL</b>			








(II)(a) Statement showing details of Depository Receipts (DRs)

Sr. No.	Type of outstanding DR (ADRs, GDRs, SDRs, etc.)	Number of outstanding DRs	Number of shares underlying outstanding DRs	Shares underlying outstanding DRs as a percentage of total number of shares (i.e., Grand Total (A)+(B)+(C) indicated in Statement at para (I)(a) above)
1	Nil	NIL	NIL	NIL
<b>TOTAL</b>				





**(II)(b) Statement showing holding of Depository Receipts (DRs), where underlying shares held by "promoter/promoter group" are in excess of 1% of the total number of shares**

Sr. No.	Name of the DR Holder	Type of outstanding DR (ADRs, GDRs, SDRs, etc.)	Number of shares underlying outstanding DRs	Shares underlying outstanding DRs as a percentage of total number of shares (i.e., Grand Total (A)+(B)+(C) indicated in Statement at para (I)(a) above)
1	NIL	NIL	NIL	NIL
2				
<b>TOTAL</b>				

